



XX Olympic Winter Games 10-26 February 2006

Search

Search

Schedule: 10 11 12 13 14 15 16 17 18 19 20 21 22 23 24 25 **26** February 2006 12:52 (GMT+1)

Journalists | Volunteers | Torchbearers | Schools | Sponsors | Licensees

Italiano | Français

COMPETITIONS AND SCHEDULES | **SPORTS AND ATHLETES** | SPECTATORS

HOME > COMPETITIONS AND SCHEDULES > Calendar

- » [Calendar and results](#)
- » [Standings and Stats](#)
- » [Ceremonies](#)
- » [Live results](#)
- » [Medals](#)
- » [News](#)
- » [The Games on TV](#)
- » [Photo gallery](#)
- » [Weather](#)
- » [Media Area](#)
- » [Olympic Glossary](#)

THE OLYMPIC SPIRIT
BEHIND THE SCENES

TORINO 2006 TICKETS
OLYMPIC FLAME
NOI2006
KIDS VILLAGE
OLYMPICSTORE

Official Results: Cross-Country Skiing

Men's 50 km Free, Mass start

Pragelato Plan - Sun 26 February 2006 - Start time 10:00

▼ Legend

Jury Information			Course Information	
FIS Technical Delegate	MIKLAUTSCH Dietmar	AUT	Name:	10 km Free Men
FIS Race Director	CAPOL Juerg		Height Difference (HD):	76 m
Chief of Competition	VANOI Alessandro	ITA	Maximum Climb (MC):	54 m
FIS Assistant Technical Delegate	AALBERG John	USA	Total Climb (TC):	1810 m
Member	LICKERT Karl Heinz	GER	Length of Lap:	10000 m
			Number of Laps:	5

Rank	Bib	FIS Code	Name	NOC	10.0 km		26.6 km		40.0 km		Finish Time	Time Behind	FIS Points
					Time	Rank	Time	Rank	Time	Rank			
1	10	1067291	di CENTA Giorgio	ITA	24:02.3	1	1:05:28.0	5	1:40:53.9	4	2:06:11.8	0.0	0.00
FF 2	18	3480004	DEMENTIEV Eugeni	RUS	24:35.3	55	1:05:37.6	48	1:41:00.0	21	2:06:12.6	+0.8	0.15



FF 3	17	1022089	BOTWINOV Mikhail	 AUT	24:16.1	29	1:05:26.5	2	1:40:55.3	9	2:06:12.7	+0.9	0.17
4	12	1177580	JONNIER Emmanuel	 FRA	24:05.7	8	1:05:34.0	28	1:40:57.1	15	2:06:13.5	+1.7	0.31
FF 5	3	1139459	PILLER COTTRER Pietro	 ITA	24:08.9	15	1:05:30.7	10	1:40:53.4	3	2:06:14.0	+2.2	0.41
FF 6	8	1248293	SOEDERGREN Anders	 SWE	24:03.3	3	1:05:33.3	22	1:40:52.9	2	2:06:14.1	+2.3	0.43
7	27	1175058	KOUKAL Martin	 CZE	24:23.4	38	1:05:35.2	=34	1:40:55.7	10	2:06:14.9	+3.1	0.57
8	14	1175155	MAGAL Jiri	 CZE	24:19.5	34	1:05:28.9	7	1:40:56.8	=13	2:06:15.1	+3.3	0.61
9	2	1100077	VITTOZ Vincent	 FRA	24:02.9	2	1:05:32.2	15	1:40:54.3	5	2:06:16.4	+4.6	0.85
10	6	1066224	FREDRIKSSON Mathias	 SWE	24:06.7	10	1:05:33.9	=26	1:40:57.4	16	2:06:17.1	+5.3	0.98
11	30	1345875	GAILLARD Jean Marc	 FRA	24:04.2	5	1:05:33.6	25	1:40:54.6	6	2:06:19.9	+8.1	1.50
12	21	1125588	DOLIDOVICH Sergei	 BLR	24:15.4	28	1:05:33.0	=19	1:40:52.4	1	2:06:22.4	+10.6	1.96
13	37	3670002	ODNODVORTSEV Maxim	 KAZ	24:20.7	36	1:05:34.5	32	1:40:56.8	=13	2:06:23.4	+11.6	2.14
14	16	1106867	BAJCICAK Martin	 SVK	24:04.7	6	1:05:32.7	17	1:40:57.9	17	2:06:24.9	+13.1	2.42
15	23	3420023	GJERDALEN Tord Asle	 NOR	24:34.2	53	1:05:29.6	8	1:41:07.3	28	2:06:26.2	+14.4	2.66
16	7	1217350	BAUER Lukas	 CZE	24:13.5	24	1:05:31.2	11	1:40:56.0	11	2:06:29.0	+17.2	3.18
17	9	1221036	FILBRICH Jens	 GER	24:07.0	11	1:05:27.4	4	1:40:54.8	7	2:06:31.1	+19.3	3.57
18	25	3480007	PANKRATOV Nikolai	 RUS	24:36.5	57	1:05:37.3	46	1:41:14.5	36	2:06:33.9	+22.1	4.09
19	15	1224140	SANTUS Fabio	 ITA	24:20.0	35	1:05:33.0	=19	1:40:58.9	19	2:06:38.2	+26.4	4.88
			LEGKOV										

20	33	3480016	Alexander	 RUS	24:09.6	17	1:05:33.5	=23	1:40:59.5	20	2:06:39.7	+27.9	5.16
21	38	1363141	FISCHER Remo	 SUI	24:11.4	21	1:05:33.5	=23	1:41:05.7	26	2:06:40.9	+29.1	5.38
22	49	1035087	GUTIERREZ Juan Jesus	 ESP	24:06.2	9	1:05:34.3	29	1:40:58.6	18	2:06:43.3	+31.5	5.82
23	39	1233452	RUIZ Diego	 ESP	24:23.8	39	1:05:36.5	42	1:41:12.7	33	2:06:51.6	+39.8	7.36
24	1	1178162	ANGERER Tobias	 GER	24:08.4	14	1:05:32.6	16	1:41:00.7	22	2:07:00.3	+48.5	8.97
25	24	1283892	OLSSON Johan	 SWE	24:25.2	41	1:05:32.8	18	1:40:56.4	12	2:07:00.9	+49.1	9.08
26	13	1285153	ROUSSELET Alexandre	 FRA	24:09.4	16	1:05:36.3	41	1:41:12.4	31	2:07:01.5	+49.7	9.19
27	34	1344129	SPERL Milan	 CZE	24:14.6	27	1:05:31.7	12	1:41:03.6	23	2:07:01.9	+50.1	9.26
28	4	1150517	ESTIL Frode	 NOR	24:05.3	7	1:05:36.9	44	1:41:14.0	35	2:07:06.1	+54.3	10.04
29	51	1320849	GOLOVKO Andrey	 KAZ	24:14.2	26	1:05:37.5	47	1:41:06.7	27	2:07:19.6	+1:07.8	12.54
30	20	1033923	VALBUSA Fulvio	 ITA	24:08.0	13	1:05:27.0	3	1:41:04.4	24	2:07:22.5	+1:10.7	13.07
31	55	1358582	BRODAR Nejc	 SLO	24:32.2	50	1:05:34.4	=30	1:41:12.5	32	2:07:24.5	+1:12.7	13.44
32	32	1362656	LIVERS Toni	 SUI	24:14.1	25	1:05:35.5	36	1:41:24.1	40	2:07:25.4	+1:13.6	13.61
33	11	1092511	HETLAND Tor Arne	 NOR	24:10.5	19	1:05:30.1	9	1:41:11.9	30	2:07:36.2	+1:24.4	15.61
34	46	1285444	JOHNSON Andrew	 USA	24:16.8	30	1:05:35.7	37	1:41:15.7	37	2:07:56.3	+1:44.5	19.32
35	52	1323468	REHEMAA Aivar	 EST	24:19.0	33	1:05:33.1	21	1:41:05.4	25	2:08:00.8	+1:49.0	20.15
36	5	1101047	SOMMERFELDT Rene	 GER	24:03.7	4	1:05:28.6	6	1:40:55.0	8	2:08:03.0	+1:51.2	20.56
37	82	3670001	KRIVUSHKIN Denis	 KAZ	24:31.9	49	1:05:39.2	53	1:41:34.5	42	2:08:05.3	+1:53.5	20.99

38	22	3480047	BABIKOV Ivan	 RUS	24:10.0	18	1:05:36.7	43	1:41:29.5	41	2:08:07.9	+1:56.1	21.47
39	19	1025484	HASLER Markus	 LIE	24:25.7	42	1:05:35.2	=34	1:41:11.6	29	2:08:29.0	+2:17.2	25.37
40	53	3660013	LASUTKIN Alexander	 BLR	24:18.0	32	1:05:38.5	51	1:41:36.0	45	2:08:40.4	+2:28.6	27.48
41	29	1262455	ANDRESEN Jan Egil	 NOR	24:11.0	20	1:05:32.0	13	1:41:23.6	39	2:08:43.7	+2:31.9	28.09
42	48	1311925	VILARRUBLA Vicente	 ESP	24:34.8	54	1:05:33.9	=26	1:41:36.5	46	2:09:03.1	+2:51.3	31.67
43	28	1218902	KATTILAKOSKI Teemu	 FIN	24:27.1	45	1:05:34.4	=30	1:41:13.5	34	2:09:26.2	+3:14.4	35.94
44	45	1324729	GREY George	 CAN	24:07.4	12	1:05:35.8	38	1:41:49.3	48	2:09:38.4	+3:26.6	38.20
45	59	1315805	MALAK Michal	 SVK	24:37.5	59	1:05:38.2	50	1:41:50.6	50	2:09:38.7	+3:26.9	38.26
46	62	1088146	ANTAL Zsolt	 ROM	24:17.3	31	1:05:04.1	1	1:41:50.0	49	2:10:06.7	+3:54.9	43.43
47	40	1106091	BATORY Ivan	 SVK	24:13.0	23	1:05:32.1	14	1:41:35.0	43	2:10:32.2	+4:20.4	48.15
48	60	1340734	LI Geliang	 CHN	24:38.1	60	1:05:38.7	52	1:41:48.4	47	2:10:36.9	+4:25.1	49.02
49	31	1051189	EBISAWA Katsuhito	 JPN	24:26.6	44	1:05:36.2	40	1:41:35.4	44	2:10:39.6	+4:27.8	49.52
50	43	1267790	STEBLER Christian	 SUI	24:11.9	22	1:05:37.9	49	1:41:17.2	38	2:11:13.0	+5:01.2	55.69
51	35	1153621	BRINK Joergen	 SWE	24:41.6	64	1:06:57.0	59	1:43:52.6	54	2:11:19.2	+5:07.4	56.84
52	44	3180000	OHTONEN Olli	 FIN	24:27.5	46	1:05:36.0	39	1:42:16.2	52	2:11:54.7	+5:42.9	63.40
53	66	3120019	ZHANG Qiung	 CHN	24:40.4	62	1:05:37.0	45	1:42:11.8	51	2:12:13.0	+6:01.2	66.78
54	65	3670011	KONDROSCHEV Andrey	 KAZ	24:33.6	52	1:06:57.5	60	1:44:10.4	55	2:13:24.2	+7:12.4	79.95
55	58	1311537	MEHLE Joze	 SLO	24:26.1	43	1:06:20.8	55	1:44:56.0	58	2:13:37.1	+7:25.3	82.33




56	56	3690003	GUMENYAK Mikhail	 UKR	24:37.1	58	1:06:58.6	62	1:44:56.6	59	2:13:44.6	+7:32.8	83.72
57	47	1282243	ROYCROFT Dan	 CAN	24:30.4	47	1:06:56.6	58	1:44:55.4	57	2:13:47.5	+7:35.7	84.26
58	57	1282049	JEFFRIES Chris	 CAN	24:38.5	61	1:06:00.6	54	1:44:46.4	56	2:13:49.5	+7:37.7	84.63
59	36	1178841	KOMAMURA Shunsuke	 JPN	24:32.7	51	1:05:34.9	33	1:42:34.2	53	2:14:08.8	+7:57.0	88.20
60	68	1214731	MALUHINS Olegs	 LAT	24:36.0	56	1:06:58.0	61	1:44:57.2	60	2:15:10.6	+8:58.8	99.62
61	26	1285347	FREEMAN Kris	 USA	24:24.6	40	1:06:24.7	57	1:45:19.0	61	2:15:32.6	+9:20.8	103.69
62	67	1239757	OLSCHANSKI Vladimir	 UKR	24:56.4	65	1:07:57.7	63	1:46:50.9	62	2:16:14.7	+10:02.9	111.47
63	69	3120016	REN Long	 CHN	24:41.0	63	1:07:58.6	65	1:46:51.5	63	2:16:15.0	+10:03.2	111.53

Did not finish

	41	1109680	SWENSON Carl	 USA	24:30.8	48	1:06:24.2	56	1:47:19.9	64			
	42	3180054	NOUSIAINEN Ville	 FIN									
	50	3300021	NARUSE Nobu	 JPN	25:00.4	66	1:07:58.0	64	1:47:40.8	65			
	54	1271864	SOUTHAM James	 USA	24:22.6	37	1:07:59.5	66					
	61	3690000	PUTSKO Olexandr	 UKR	25:21.4	67	1:10:13.7	67	1:51:51.5	69			
	63	3120002	XIA Wan	 CHN	26:08.8	72							
	64	3780005	NOVOSELKIJ Aleksej	 LTU	26:15.0	74	1:13:45.4	73					
	70	1260127	JUNG Eui Myung	 KOR	27:30.9	76							
			OGLAGO										

71	3520004	Sabahattin	 TUR	25:30.0	70	1:10:37.5	71					
73	3020000	SOULIE Francesc	 AND	25:22.0	68	1:10:14.8	69	1:50:39.2	68			
74	3550010	EIDUKS Valts	 LAT	25:30.6	71	1:10:14.2	68	1:50:20.6	67			
75	3550005	SPALVINS Intars	 LAT	26:09.5	73	1:12:16.6	72					
76	3310000	MILENKOVIC Aleksandar	 SCG	25:22.5	69	1:10:15.4	70	1:50:19.6	66			
77	3550003	ANDREJEVS Olegs	 LAT	27:44.5	77							
79	3570001	KRAAS Oliver	 RSA	26:57.9	75	1:14:48.0	74					
80	3010000	BENTOUMI Noureddine	 ALG	29:23.6	78							


Did not start

72	3460013	GALICEANU Mihai	 ROM									
78	3740003	KHACHATRYAN Edmond	 ARM									
81	3740010	SARGSYAN Hovhannes	 ARM									

Weather	Snow Conditions	Temperatures		Participants/NOC					
		Air	Snow	Entries	Ranked	DNS	DNF	DSQ	Lapped
Sunny	Packed	2.6 C	-2.1 C	82	63	3	16	0	0

Note:

FF = Foto Finish Decision

Legend							
DNF	Did not finish	DNS	Did not start	DSQ	Disqualified	LAP	Lapped

Data transmitted by Atos Origin. Timing and management by Omega.



Powered by

[Site map](#) | [Privacy](#) | [Contacts](#) | [Credits](#)

